

the state of children in OKLAHOMA 2014



1 in 6

kids experience 3 or more ACEs



1 in 4

kids lives in poverty

1 in 10

births in Oklahoma is to a teen mother

DEMOGRAPHICS & WELL-BEING

TOTAL CHILD POPULATION

937,363

CHILDREN IN POVERTY

221,664

TOTAL BIRTHS

52,740

TEEN BIRTHS

5,909

PARENTAL UNEMPLOYMENT

4%

VICTIMS OF MALTREATMENT

11,418

MINORITY CHILDREN

28%

INFANT MORTALITY PER 1,000

7.5

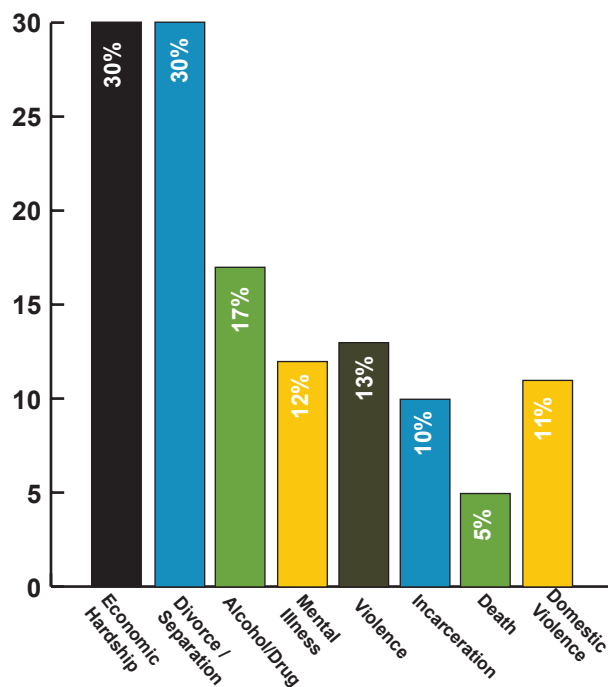
CHILD & TEEN DEATH PER 100,000

36.3

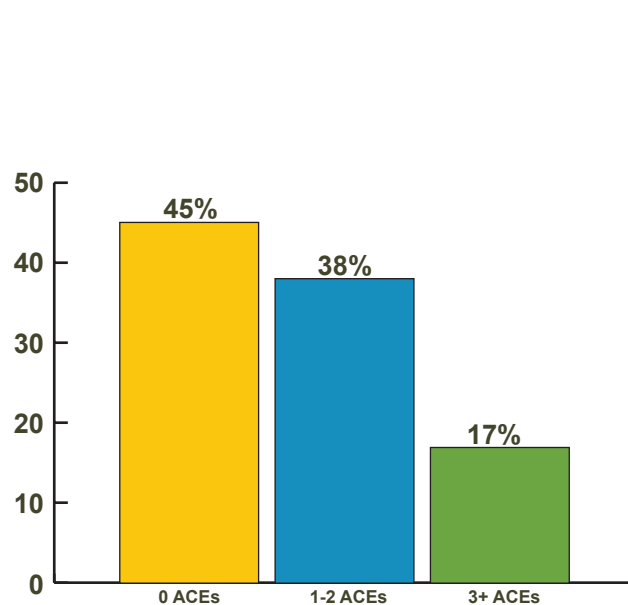
UNINSURED CHILDREN

110,603

Percent of children experiencing Adverse Childhood Experiences by type



Percent of children experiencing Adverse Childhood Experiences by number



the state of children in OKLAHOMA 2014



	indicator	base data	- worsened	improved +	recent data
economic well-being	Children living in poverty	22.0%	-9.5%		24.1%
	Unemployed parents	8.8%		6.8%	8.2%
	SNAP recipients	35.4%	-9.9%		38.9%
	Child food insecurity	26.7%		4.1%	25.6%
education	3rd grade reading proficiency	90.0%	-14.4%		77.0%
	8th grade math proficiency	85.0%	-16.5%		71.0%
	Students not graduating on time	12.4%		22.3%	9.6%
	3-4 year olds attending Pre-K	37.9%		5.3%	39.9%
health	Low birthweight births (<5.5lbs)	8.1%		2.5%	7.9%
	Uninsured children	12.2%		6.6%	11.4%
	Teen births (ages 15-19)	57.8/1,000		18.2%	47.3/1,000
family and community	Confirmed maltreatment victims	9.5/1,000	-28.4%		12.2/1,000
	Single parent household	30.2%	-3.2%		31.2%
	Juvenile violent crime arrests	57.6/100,000	-130.9%		133.0/100,000
	Children in foster care	7.9/1,000	-34.2%		10.6/1,000
	Aging out of foster care	446		38.1%	276


PERCENT CHANGE IN CHILD WELL-BEING SINCE 1990



POVERTY



PRE-K



UNINSURED



SINGLE PARENTS